

Activity Guide

Walter Wick

Games, Gizmos, and Toys in the Attic

Walter Wick's colorful, whimsical photographic illustrations often are paired with rhyming riddles or poems.

Many of Wick's riddles begin with, "Can you see what I see?". The rhyming lines of the poem call out items found in the photo. *Balancing Act* needs a poem or rhyming riddle.

For example: Can you see what I see? A yellow jack, three birds that quack.

Use words from the bank, if you like.



"Can you see what I see?"

Word Bank

Spool Tool

Duck Truck

Cone Phone

Shoe Blue

Pail Tail

Eye Die

Frog Dog

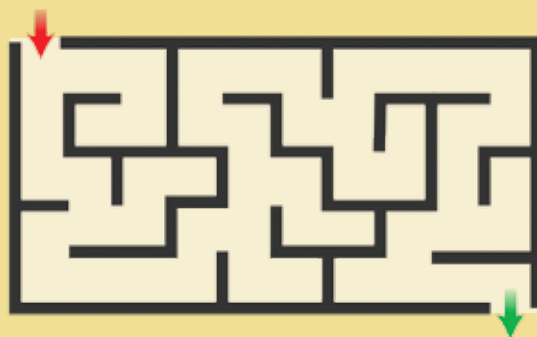


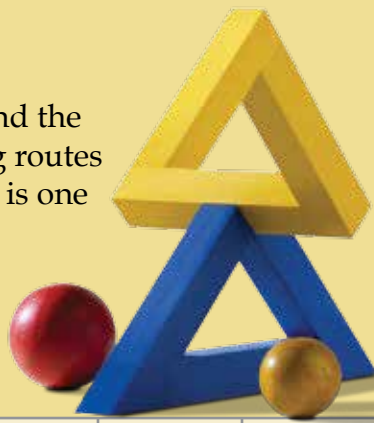
Bonus: How many items are balanced on the single LEGO® brick?

Check out the Walter Wick Studio YouTube video of the artist building the stack and then "unbuilding" it.

A-maze-ing!

A maze is a graphic puzzle. The goal is to find the continuous path through a series of winding routes and dead ends. Using graph paper or a grid is one way to design a maze.

Create a maze on the grid below. Give your maze a theme. Decorate it with doodads and drawings that are interesting to you.



©2016 by the Leigh Yawkey Woodson Art Museum Education Department

Walter Wick: Games, Gizmos and Toys in the Attic was organized by the New Britain Museum of American Art, New Britain Connecticut.

All artwork courtesy of the New Britain Museum of American Art, gift of Mr. and Mrs. Walter and Linda Wick.

Leigh Yawkey
Woodson
Art Museum

700 North Twelfth Street
Wausau, WI 54403
715.845.7010
www.lywam.org

Follow Us   
Weekly blog Woodson Wanderings